

INVESTOR Fact Sheet

JANUARY 2022



Investment Data

(as of December 31, 2021)

NYSE	DCO
52-Week Price Range	\$41.72 - \$65.40
Market Capitalization	\$557.7mm
Shares Outstanding*	12.2mm
Fiscal Year End	December
Website	www.ducommun.com

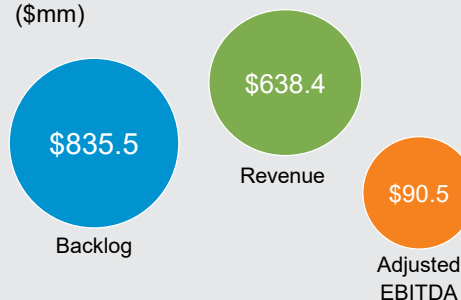
*Diluted average at October 2, 2021

Key Customers

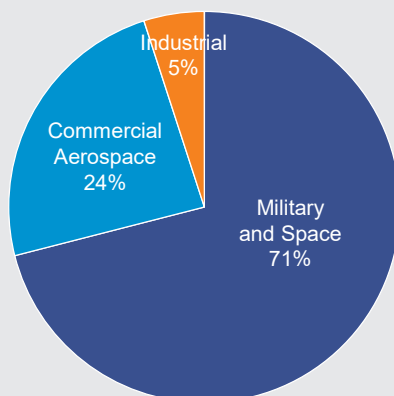
- Raytheon Technologies
- Boeing
- Northrop Grumman
- Lockheed Martin
- Spirit Aerosystems

Q3 2021 LTM Performance

(\$mm)



Diverse End Markets and Platforms



Q3 2021 LTM Revenue: \$638.4mm

COMPANY PROFILE


Ducommun Incorporated delivers value-added innovative manufacturing solutions to customers in the aerospace, defense and industrial markets. Founded in 1849, the company specializes in two core areas—Electronic Systems and Structural Systems—to produce complex products and components for commercial aircraft platforms, mission-critical military and space programs, and sophisticated industrial applications.

INVESTMENT HIGHLIGHTS

- Customer-focused leading global provider of advanced products and services for the aerospace, defense and other technology-driven markets
- Broad capabilities that enable movement to more sophisticated, higher value-added products
- Focused, niche approach capitalizes on growing market demand opportunities
- Well positioned to benefit from increasing demand for advanced integrated systems
- Focused on growing strategic relationships with blue chip customers
- Strong backlog
- Consistent cash flow

KEY LONG-TERM GROWTH DRIVERS

- Low volume, high mix electronics market
 - Outsourcing trend drives market growth
 - Increased electronics content
 - Strong demand for military electronics solutions on several platforms across missile defense systems, fixed wing aircraft and helicopters
- Recovery of the commercial aerospace industry after the impact of the COVID-19 Pandemic, resulting in increasing build rates on several key programs:
 - Boeing 737 and 787
 - Airbus A320, A330 and A220
- Execution of acquisitions strategy
- New products and technologies such as VersaCore Composite™



INVESTOR FACT SHEET

JANUARY 2022



Structural Systems (36% of Q3 2021 LTM Revenue)

Designs, engineers and manufactures large, complex contoured aerostructure components/assemblies



Electronic Systems (64% of Q3 2021 LTM Revenue)

Designs, engineers and manufactures high-reliability electronic and electromechanical systems and subsystems



Q3 2021 HIGHLIGHTS

- Net revenues of \$163.2 million
- Adjusted net income of \$10.1 million, or \$0.83 per diluted share
- Adjusted EBITDA of \$23.9 million (14.6% of revenue)
- Backlog of \$835.5 million

CONTACT INFORMATION

Suman Mookerji

Vice President, Corporate Development and Investor Relations

657.335.3665

smookerji@ducommun.com

Christopher D. Wampler

Vice President, Chief Financial Officer, Controller and Treasurer

657.335.3665

cwampler@ducommun.com

TOP INSTITUTIONAL HOLDERS

Dimensional Fund Advisors

William Blair & Company

RBC Global Asset Management

BlackRock Fund Advisors

Paradigm Capital Management

The Vanguard Group

Goldman Sachs Asset Management

State Street Global Advisors

Renaissance Technologies

DWS Investment Management Americas

SELL SIDE ANALYSTS

B. Riley & Co. – Mike Crawford

Truist Securities – Michael Ciarmoli

RBC Global Asset Management – Ken Herbert

Statements contained in this fact sheet other than those referring to historical facts are forward-looking statements. By nature, such forward-looking statements involve risks and uncertainties because they relate to events and depend on circumstances that will or may occur in the future. Actual results may differ from those expressed in such statements. For a summary of important factors that could cause the Company's results to differ materially from those projected in, or inferred by, the forward-looking statements, please refer to the Company's filings with the Securities and Exchange Commission. The Company is under no obligation to (and expressly disclaims any such obligation to) update or alter its forward-looking statements whether as a result of new information, future events or otherwise.

A reconciliation of any non-GAAP financial measures found in this fact sheet to GAAP financial measures may be found in Company press releases and other related disclosures posted on the Company's website, www.ducommun.com.